



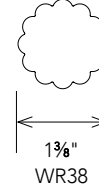
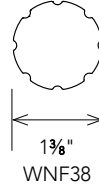
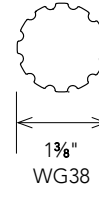
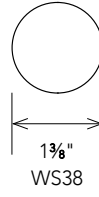

## wood & resin

1 <sup>3</sup> / <sub>8</sub> " collection	61
2"- 2 <sup>1</sup> / <sub>4</sub> " collection	68
3" collection	81
rosettes	88
tiebacks	93
crests	94

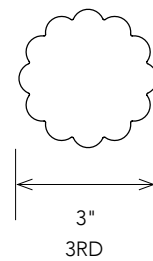
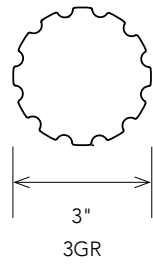
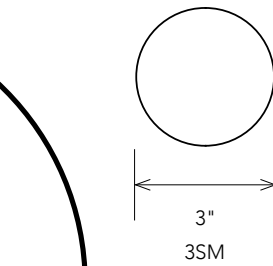
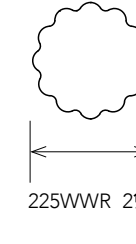
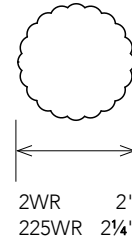
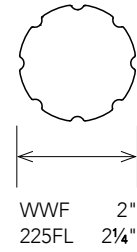
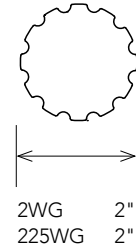
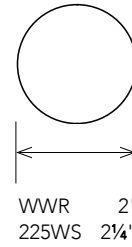
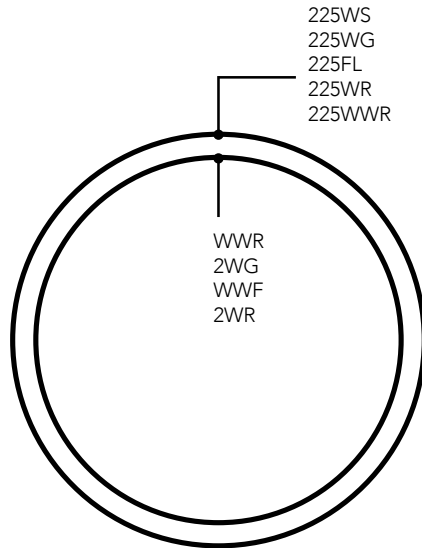
1<sup>3</sup>/<sub>8</sub>"  
2"-2<sup>1</sup>/<sub>4</sub>"  
3"

1 3/8"

actual pole sizes



2"-2 1/4"



3"





## 1<sup>3</sup>/<sub>8</sub>" wood & resin

In our wood & resin collections, The Finial Company offers the timeless classics that never go out of style and the transitional new favorites that accentuate today's modern aesthetic. The 1<sup>3</sup>/<sub>8</sub>" wood & resin collection features over 10 new finial designs with sleek profiles and exceptional design details available in our 50 hand painted standard finish options.



1 3/8"  
wood & resin



**TFCR138190** **NEW**  
1"L x 1 7/8"W, 1 7/8" base  
810 Bronzed Ore  
pictured with pole  
WS38



**TFCR138191** **NEW**  
1 1/4"L x 2 1/4"W, 2" base  
840 White with Gold  
Accents  
pictured with pole WG38



**TFCR138192** **NEW**  
2 1/4"L x 2 1/4"W, 1" base  
610 Cobalt Bronze  
pictured with pole WS38



**RF5**  
1"L x 1 3/4"W, 1 3/8" base  
107 Bronze with Gold  
and Gray  
pictured with pole WG38



**F138-9**  
3/8"L x 2 1/8"W, 1 7/8" base  
640 Oil Rubbed Bronze  
pictured with pole WS38




**TFCR138121** **NEW**  
2 7/8"L x 2 7/8"W, 2" base  
810 Bronzed Ore  
pictured with pole WS38



**TFCR138130** **NEW**  
3 1/2"L x 4 3/8"W, 2" base  
710 Tarnished Silver  
pictured with pole  
WNF38



**TFCR138125** **NEW**  
3 7/8"L x 2 1/2"W, 1 7/8" base  
800 Charred Toasted Oak  
pictured with pole WNF38



**TFCR138131** **NEW**  
3 7/8"L x 4 3/8"W, 2" base  
880 Parchment  
pictured with pole WR38



**TFCR138170** **NEW**  
glass finial  
3 3/8"L x 3 1/4"W, 1 7/8" base  
110 Flat Black with Gold  
pictured with pole WNF38




**TFCR138171** **NEW**  
glass finial  
3 3/8"L x 3 1/4"W, 2 1/8" base  
840 White with Gold  
Accents  
pictured with pole WS38



**TFCR138124** **NEW**  
3 7/8"L x 3 1/4"W, 2" base  
790 Vintage Bronze  
pictured with pole WS38

1 3/8"  
wood & resin



**F138-3**  
4"L x 3"W, 1 7/8" base  
660 Antique White  
pictured with pole WNF38



**TF138172** **NEW**  
glass finial  
4 1/2"L x 4 3/4"W, 2" base  
112 Silver with Gold  
pictured with pole WR38



**TF138126** **NEW**  
3 7/8"L x 3 1/4"W, 2" base  
810 Bronzed Ore  
pictured with pole WS38




**TF138165** **NEW**  
5 3/4"L x 3 1/8"W, 2" base  
870 Chalet Gray  
pictured with pole WNF38



**TF138110** **NEW**  
3 1/2"L x 3 3/8"W, 1 7/8" base  
107 Bronze with Gold  
and Gray  
pictured with pole WNF38



**TF138164** **NEW**  
4 3/8"L x 3 1/8"W, 4 3/8" base  
690 Champagne  
pictured with pole WS38




**F138-5C**  
crystal finial  
3 1/4"L x 2 1/2"W, 1 7/8" base  
730 Rose Gold  
pictured with pole WNF38



**F138-5S**  
3 1/4"L x 2 1/2"W, 1 7/8" base  
760 Rustic Iron  
pictured with pole WR38



**F138-8**  
3 1/4"L x 3"W, 1 7/8" base  
650 Hickory  
pictured with pole WS38



**F138-7**  
3 5/8"L x 3 1/4"W, 1 7/8" base  
630 Ash Gray  
pictured with pole WG38




**F138-2**  
4 7/8"L x 3 1/8"W, 1 7/8" base  
620 Weathered Iron  
pictured with pole WNF38



**F138-1**  
4 7/8"L x 2 7/8"W, 2" base  
610 Cobalt Bronze  
pictured with pole WR38


1 3/8"  
wood & resin



**RF86**  
5"L x 3"W, 1 3/4" base  
750 Polished Gold  
pictured with WNF38




**F138-4C**  
crystal finial  
3 1/4"L x 3 3/4"W (2 5/8"Sq),  
1 7/8" base  
740 Smoky Mocha  
pictured with pole WS38



**F138-4S**  
3 1/4"L x 3 3/4"W (2 5/8"Sq),  
1 7/8" base  
790 Vintage Bronze  
pictured with pole WG38



**F138-6**  
3 1/4"L x 3 1/2"W, 1 7/8" base  
600 Gilded Red  
pictured with pole WS38



**WW190**  
4 1/4"L x 2 1/2"W, 1 3/4" base  
610 Cobalt Bronze  
pictured with pole WNF38



**GB4**  
crystal finial  
4"L x 2 1/2"W, 1 3/4" base  
109 Flat Black  
pictured with pole WS38



**138EC**  
wood finial  
1 1/4"L x 2 3/8"W, 2 3/8" base  
240 Walnut  
pictured with pole WS38



**38EC**  
wood finial  
1 1/2"L x 1 7/8"W, 1 7/8" base  
780 Hazelwood  
pictured with pole WG38



**387**  
wood finial  
3"L x 2 3/8"W, 1 7/8" base  
720 Tawny Oak  
pictured with pole WNF38

# brackets

1 3/8"  
wood & resin



**38B**  
wood bracket, single  
2 1/2" return, 1"W x 4 1/4"L backplate

**WWB3**  
wood bracket, single  
3 1/2" return, 1"W x 4 1/4"L backplate



**38EB3**  
wood bracket, single  
3 1/2" return, 2"Dia backplate

**38EB5**  
wood bracket, single  
6 3/4" return, 2 3/8"Dia backplate



**38ISM**  
1 3/8" inside mount wood brackets  
1 7/8"H x 1 7/8"W backplate, 1 3/8" Deep,  
1/2" thick backplate per bracket  
(sold in pairs)



**BKT118-138**  
adjustable steel bracket, single  
3 5/8"-4 7/8" return, 1"W x 3 1/4"L backplate



**A17535**  
steel bracket, single,  
3 1/2" return, 3/4"W x 2 1/2"L backplate



**TFCS138WSSBK** **NEW**  
steel bracket, single  
3 1/2" return, 3/4"W x 3 3/4"L backplate

**A1756**  
steel bracket, single  
6" return, 3/4"W x 2 1/2"L backplate

**TFCS138WSS6BK** **NEW**  
steel bracket, double  
6" return, 3/4"W x 3 3/4"L backplate



**TFCS138WSDBK** **NEW**  
steel bracket, double  
6" front and 3" back return,  
3/4"W x 3 3/4"L backplate



**TFCS138GRSBK** **NEW**  
steel bypass bracket, single  
3 1/2" return, 3/4"W x 3 3/4"L backplate



**TFCS138GRDBK** **NEW**  
steel bypass bracket, double  
6" front and 3" back return,  
3/4"W x 3 3/4"L backplate



**TFCS138MCMBK** **NEW**  
1 3/8" steel ceiling mount bracket  
2"Dia ceiling plate, 2 3/4"H, 2 5/8" drop  
(distance from ceiling to bottom of pole)



**TFCS138MIBK** **NEW**  
1 3/8" steel inside mount brackets  
1 1/4"H x 1 7/8"W backplate, 1" Deep,  
1/4" thick backplate per bracket  
(sold in pairs)



**TFCE138REL** **NEW**  
1 3/8" hinged elbow  
4"L (2 3/8" each side when bent),  
1 3/8" base

Return distance is from wall to center of cradle. Steel brackets shown in 680 Aged Gold. Wood brackets shown in 117 Walnut Gold.

1 3/8"

wood & resin

## custom solutions: brackets

The Finial Company is known for quality craftsmanship and can create custom brackets to match your job specifications. We can customize bracket dimensions, returns and finish on any pole for a custom fit on every job. For more custom solutions products see our custom brackets section on page 56.



**TBKT**  
custom steel t-bracket, single  
please specify:  
A. return (distance from wall to center of cradle)  
B. pole size and profile  
note: 3 1/2"H backplate comes standard, unless otherwise specified



**DBL1**  
custom steel bracket, double  
please specify:  
A. front pole size and profile  
B. back pole size and profile  
C. rings to be used, if any  
D. front and back returns (distance from wall to center of cradle)  
note: returns are contingent upon which poles and rings are chosen  
3 1/2"H backplate comes standard, unless otherwise specified



**BL4**  
custom steel ceiling mount bracket  
please specify:  
A. drop (distance from ceiling to top of pole)  
B. pole size and profile  
C. rings to be used, if any  
note: minimum drop is contingent upon which finial and ring are chosen.  
2 1/2"W backplate comes standard, unless otherwise specified



**FBKT**  
custom steel bracket, single  
please specify:  
A. return (distance from wall to center of cradle)  
B. pole size and profile  
note: 4 3/4"H backplate may not be modified

Return or drop distance in excess of 8" on any custom bracket will incur additional fees and requires addition of support arm. Custom brackets are shown unfinished, but will be hand painted in your selected Standard Finish (see back cover) or for a custom finish you can send us a finish sample and we'll prepare a strike-off sample for approval (see Retail Price List for custom finish charges).

## rings



**38FLR**  
fluted wood ring  
2"ID, 2 7/8"OD



**SR13**  
smooth steel ring  
1 3/4"ID, 2 1/4"OD



**FSR1**  
smooth heavy steel ring  
1 3/4"ID, 2 3/4"OD



**HSR1**  
hammered steel ring  
1 3/4"ID, 2 1/2"OD



**OVL3**  
smooth oval steel ring  
1 1/2"ID, 2"OD, 2 1/2"L



**OVL1**  
hammered oval steel ring  
1 3/4"ID, 2 1/2"OD, 3 1/4"L



**TFCS138MCRI** NEW  
smooth steel c-ring  
2"ID, 2 1/2"OD

Wood rings shown in 117 Walnut Gold.  
Steel rings shown in 680 Aged Gold.

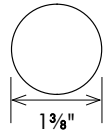


# poles

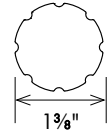
1 3/8"  
wood & resin



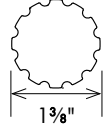
WS38 1 3/8" smooth wood



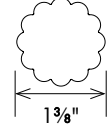
WNF38 1 3/8" fluted wood



WG38 1 3/8" grooved wood



WR38 1 3/8" reeded wood



1 3/8" wood poles are sold in 2 foot increments, 2 foot minimum. Poles will be cut to specified length. Fall off will not be saved or shipped. Maximum length of all 1 3/8" wood poles is 144". Poles shown in 117 Walnut Gold.

# accessories



A B C D E F

**A SBTN**  
steel baton, specify finish  
3/8"Dia  
specify length up to 60"  
**SBTN60**  
specify length up to 96"


**B FBTN**  
fiberglass baton, white  
3/8"Dia  
specify length up to 48"

**C ABTN-36** **NEW**  
clear acrylic baton  
5/8"Dia, available in 36"  
**ABTN-48** **NEW**  
clear acrylic baton  
5/8"Dia, available in 48"


**D WBTN**  
wood baton, specify finish  
3/8"Dia  
specify length up to 48"

**E EPBTN-1**  
wood baton, specify finish  
5/8"Dia, handle: 6 1/8"L x 1 1/4"Dia  
specify length up to 48"

**F EPBTN-2**  
wood baton, specify finish  
5/8"Dia, handle: 5 3/4"L x 1 1/2"Dia  
specify length up to 48"



MB138 band, R24 rosette, WS38 pole, finish 200 Walnut Gold with Gray Accents



**MB138**  
metal band, attaches any rosette to front of  
1 3/8"Dia pole. Use with 1 3/8" pole only. For more  
information on metal bands, see page 92.





## 2"-2<sup>1</sup>/<sub>4</sub>" wood & resin

Endless design options and solutions are available in our 2"-2<sup>1</sup>/<sub>4</sub>" wood & resin collection. With over 20 new finial designs and the largest variety of pole, ring and bracket styles to choose from this collection is a go to for any window design need.



# 2" - 2 1/4" wood & resin



**TFCR214190** **NEW**  
1" L x 2 7/8" W, 2 7/8" base  
620 Weathered Iron  
pictured with pole WWR



**TFCR214191** **NEW**  
1 1/2" L x 3 1/8" W, 2 7/8" base  
112 Silver with Gold  
pictured with pole WWR



**TFCR214192** **NEW**  
1 1/4" L x 3 1/4" W, 2 7/8" base  
810 Bronzed Ore  
pictured with pole 225FL



**TFCR214193** **NEW**  
1 1/2" L x 3 5/8" W, 2 7/8" base  
850 Soft Brass  
pictured with pole 225WG




**TFCR214194** **NEW**  
1 3/8" L x 3" W, 2 7/8" base  
790 Vintage Bronze  
pictured with pole 225WS



**TFCR214195** **NEW**  
1 1/4" L x 3 1/8" W, 2 7/8" base  
870 Chalet Gray  
pictured with pole 2WG



**TFCR214196** **NEW**  
1 1/2" L x 3" W, 3" base  
800 Charred Toasted Oak  
pictured with pole WWF



**TFCR214110** **NEW**  
4 3/8" L x 4 1/4" W, 2 3/4" base  
860 Grayed Brass  
pictured with pole 225FL



**TFCR214121** **NEW**  
3 1/4" L x 3 1/2" W, 2 3/4" base  
840 White with Gold Accents  
pictured with pole 225FL



**TFCR214122** **NEW**  
4 1/2" L x 4 3/4" W, 2 7/8" base  
110 Flat Black with Gold  
pictured with pole 225FL



2" - 2 1/4"  
wood & resin



TFCR214123 **NEW**  
4 5/8" L x 4 3/8" W, 2 3/4" base  
620 Weathered Iron  
pictured with pole 225WS



TFCR214124 **NEW**  
5" L x 4 5/8" W, 2 3/4" base  
112 Silver with Gold  
pictured with pole 225WS




TFCR214125 **NEW**  
5 3/8" L x 3 1/2" W, 2 3/4" base  
760 Rustic Iron  
pictured with pole WWF



TFCR214130 **NEW**  
4 3/8" L x 5 1/2" W, 3" base  
620 Weathered Iron  
pictured with pole 225WWR



TFCR214131 **NEW**  
4 5/8" L x 5 3/8" W, 2 7/8" base  
880 Parchment  
pictured with pole 225WS



TFCS214150 **NEW**  
6 1/2" L x 4" W, 2 3/4" base  
860 Grayed Brass  
pictured with pole  
225WG



TFCS214151 **NEW**  
3 7/8" L x 5 5/8" W, 2 3/4" base  
610 Cobalt Bronze  
pictured with pole WWR



TFCR214163 **NEW**  
5 3/8" L x 4 3/8" W, 2 7/8" base  
810 Bronzed Ore  
pictured with pole WWR



TFCR214164 **NEW**  
5 1/2" L x 4 1/4" W, 2 7/8" base  
112 Silver with Gold  
pictured with pole 225WWR



TFCR214165 **NEW**  
6 3/4" L x 4 1/8" W, 2 7/8" base  
840 White with Gold  
Accents  
pictured with pole WWR

# 2" - 2 1/4" wood & resin



**TFCR214170** **NEW**  
glass finial  
3 5/8" L x 4 3/8" W, 2 3/4" base  
740 Smoky Mocha  
pictured with pole 225WS



**TFCR214171** **NEW**  
glass finial  
3 5/8" L x 4 3/8" W, 2 7/8" base  
810 Bronzed Ore  
pictured with pole 225WG



**REC73**  
7/8" L x 2 3/4" W, 2 3/4" base  
760 Rustic Iron  
pictured with pole 225FL



**EC214-1**  
1 3/8" L x 2 7/8" W, 2 7/8" base  
600 Gilded Red  
pictured with pole 225WG



**F214-12**  
2" L x 3" W, 2 7/8" base  
660 Antique White  
pictured with pole 225WR




**F214-2**  
2 1/4" L x 3 1/2" W, 3" base  
610 Cobalt Bronze  
pictured with pole 225WG  
coordinates with rosette ROS-3




**F214-3**  
3 3/4" L x 4" W, 2 7/8" base  
107 Bronze with Gold  
and Gray  
pictured with pole 225FL  
coordinates with rosette ROS-3



**F214-4**  
2 7/8" L x 3 1/2" W, 2 3/4" base  
640 Oil Rubbed Bronze  
pictured with pole 225WS




**F214-1**  
3 1/2" L x 4" W, 2 7/8" base  
600 Gilded Red  
pictured with pole 225WWR



**F214-7**  
3 3/8" L x 4 1/2" W, 3" base  
690 Champagne  
pictured with pole 225FL

2" - 2 1/4"  
wood & resin



**F214-8**  
4 5/8" L x 3 1/4" W, 2 7/8" base  
680 Aged Gold  
pictured with pole 225WWR




**F214-9**  
4 3/4" L x 4 3/8" W, 3 1/8" base  
710 Tarnished Silver  
pictured with pole 225WG



**RF63**  
3" L x 2 3/4" W, 2 1/2" base  
610 Cobalt Bronze  
pictured with pole 225WS



**F214-10**  
4 1/2" L x 4 1/8" W, 3" base  
620 Weathered Iron  
pictured with pole 225FL



**F214-11**  
4 7/8" L x 4" W, 2 7/8" base  
630 Ash Gray  
pictured with pole 225WS




**F214-6**  
5 1/2" L x 4" W, 2 7/8" base  
670 Espresso  
pictured with pole 225WS



**F214-5**  
7" L x 4 3/4" W, 3" base  
620 Weathered Iron  
pictured with pole 225WWR  
coordinates with rosette ROS-5



**F214-14**  
4 7/8" L x 3 1/2" W, 2 7/8" base  
640 Oil Rubbed Bronze  
pictured with pole 225WG



**F214-15S**  
4" L x 4 1/8" W, 2 7/8" base  
155 Antique  
pictured with pole 225WWR  
coordinates with rosette ROS-1S



**F214-15C**  
crystal finial  
4" L x 4 1/8" W, 2 7/8" base  
106 Bronze with Gold  
pictured with pole 225WS  
coordinates with rosette ROS-1C



# 2" - 2 1/4" wood & resin



**F214-13**  
4"L x 4 1/8"W, 2 7/8" base  
790 Vintage Bronze  
pictured with pole 225WR



**F214-16S**  
3 3/8"L x 4 1/8"W (3"Sq),  
2 7/8" base  
350G Statuary Bronze  
with Gold  
pictured with pole 225WS  
*coordinates with rosette  
ROS-6S*



**F214-16C**  
crystal finial  
3 3/8"L x 4 1/8"W (3"Sq),  
2 7/8" base  
630 Ash Gray  
pictured with pole  
225WG  
*coordinates with rosette  
ROS-6C*



**GB2**  
crystal finial  
5 1/4"L x 3 3/8"W, 2 1/2" base  
250 Platinum  
pictured with pole WWR




**RF1000**  
7 1/4"L x 3"W, 2 3/4" base  
780 Hazelwood  
pictured with pole 225FL



**WW51**  
5 1/2"L x 3 5/8"W, 2 1/2" base  
200 Walnut Gold with  
Gray Accents  
pictured with pole 225WG



**Y10**  
7"L x 3 3/4"W, 2 1/2" base  
107 Bronze with Gold  
and Gray  
pictured with pole  
225WG



**WW207**  
5 7/8"L x 3 3/4"W, 2 1/2" base  
710 Tarnished Silver  
pictured with pole 225WG



**WW60-1**  
2 7/8"L x 3 1/2"W, 3 1/2" base  
660 Antique White  
pictured with pole 225WG



**WW205**  
4"L x 3 1/2"W, 2 1/2" base  
670 Espresso  
pictured with pole 225WS


2" - 2 1/4"  
wood & resin



**R22569**  
6"L x 3 1/2"W, 2 1/2" base  
650 Hickory  
pictured with pole 225WS



**225MC9**  
4 3/8"L x 4 1/4"W, 2 1/2" base  
600 Gilded Red  
pictured with pole 225WG



**WW9**  
3"L x 3 3/8"W, 2 7/8" base  
790 Vintage Bronze  
pictured with pole 225WS



**WW70-1**  
6 1/2"L x 5 1/4"W, 2 1/2" base  
610 Cobalt Bronze  
pictured with pole 225WR  
*coordinates with rosette R8*




**WW47-1**  
5 3/4"L x 3 1/2"W, 2 1/2" base  
720 Tawny Oak  
pictured with pole 225FL



**WW201**  
5"L x 2 3/4"W, 2 3/4" base  
750 Polished Gold  
pictured with pole  
225WWR



**RF10**  
6 1/2"L x 3 1/2"W, 2 3/4" base  
200 Walnut Gold with Gray  
pictured with pole 2VWR



**225MC11**  
4"L x 5"W, 2 1/2" base  
107 Bronze with Gold  
and Gray  
pictured with pole  
225WR  
*coordinates with rosette  
RMC11*



**GB1**  
glass finial  
5"L x 3"W, 2 1/2" base  
109 Flat Black  
pictured with pole WWR



**WW34-1**  
7"L x 4 1/2"W, 2 3/4" base  
690 Champagne  
pictured with pole 225WR

2" - 2 1/4"  
wood & resin




**WW35**  
6 1/2"L x 4 3/4"W, 2 3/4" base  
690 Champagne  
pictured with pole 225FL



**225MC13**  
3 3/4"L x 4 7/8"W, 2 1/2" base  
640 Oil Rubbed Bronze  
pictured with pole 225WWR  
coordinates with rosette  
RMC13



**WW251**  
3 3/4"L x 2 3/4"W, 2 3/8" base  
760 Rustic Iron  
pictured with pole 2WG



**WW23**  
5"L x 2 3/4"W, 2 1/4" base  
155 Antique  
pictured with pole WWR




**WW203**  
5"L x 3 1/4"W, 2 3/8" base  
790 Vintage Bronze  
pictured with pole 225WR



**GB3**  
glass finial  
6"L x 4"W, 2 3/4" base  
320 Pewter  
pictured with pole 225WS



**RD225**  
6"L x 5 1/2"W, 3 1/4" base  
155 Antique  
pictured with pole  
225WS



**RF21**  
9 1/2"L x 9 3/4"W, 2 3/4" base  
610 Cobalt Bronze  
pictured with pole 225WWR



**RF20**  
7 1/4"L x 5"W, 2 1/2" base  
710 Tarnished Silver  
pictured with pole 225WG



# 2" - 2 1/4" wood & resin



**RF64**  
2 5/8"L x 2 3/8"W, 2 1/2" base  
770 Bronze Patina  
pictured with pole WWF  
coordinates with rosette R64




**EP8**  
5 5/8"L x 3 5/8"W, 2 3/4" base  
610 Cobalt Bronze  
pictured with pole 225WR



**W551**  
wood finial  
5 1/2"L x 3 1/2"W, 2 1/4" base  
240 Walnut  
pictured with pole 225WG



**EP1**  
6"L x 3 1/4"W, 2 1/2" base  
330 Bronze with Black  
pictured with pole 2WG  
coordinates with rosette REP1



**WW77**  
wood finial  
4 5/8"L x 3"W, 3" base  
670 Espresso  
pictured with pole 225WS



**2EC**  
wood finial  
1 1/8"L x 3"W, 3" base  
650 Hickory  
pictured with pole WWR  
fits 2" Dia pole only



**225EC**  
wood finial  
1 1/8"L x 2 3/4"W, 2 3/4" base  
720 Tawny Oak  
pictured with pole 225WS

## decorative 2" & 2 1/4" brackets



**LFB3**  
resin bracket, single  
3 1/2" return, 1"W x 4 5/8"L backplate

**LFB4**  
resin bracket, single  
6" return, 1"W x 4 5/8"L backplate



**DB76**  
resin bracket, single  
3 3/4" return, 1 1/4"W x 8 5/8"L backplate



**DB78**  
resin bracket, single  
3 3/4" return, 1 1/4"W x 8 5/8"L backplate



**DB80**  
resin bracket, single  
3 1/2" return, 2 1/2"W x 2 7/8"L backplate

*Return distance is from wall to center of cradle.  
Resin brackets shown in 810 Bronzed Ore.*

# brackets

2" - 2 1/4"  
wood & resin

## 2" brackets



**WWB1**  
wood bracket, single  
3 1/2" return, 1"W x 4 3/4"L backplate

**WWB2**  
wood bracket, single  
6" return, 1"W x 4 3/4"L backplate



**EB24**  
wood bracket, single  
4" return, 2 3/4"Dia backplate

**EB26**  
wood bracket, single  
6 1/2" return, 2 3/4"Dia backplate



**CSB1**  
wood bracket, single  
3 3/4" return, 1"W x 4 3/4"L backplate

**CSB2**  
wood bracket, single  
6" return, 1"W x 4 3/4"L backplate



**TFCS200MIBK** **NEW**  
2" steel inside mount brackets,  
1 1/2"H x 2 3/4"W backplate, 1"Deep,  
1/4" thick backplate per bracket  
(sold in pairs)



**TFCS200MCMBK** **NEW**  
2" steel ceiling mount bracket  
3 1/4"W x 3 3/4"H ceiling plate,  
3 3/8" drop (distance from ceiling to  
bottom of pole)



**TFCR200REL** **NEW**  
2" hinged elbow,  
4 3/8"L, (3 1/4"L each side when bent)  
2 1/8" base

## 2 1/4" brackets



**225WB1**  
wood bracket, single  
3 1/2" return, 1"W x 4 3/4"L backplate

**225WB2**  
wood bracket, single  
6" return, 1"W x 4 3/4"L backplate




**EB2254**  
wood bracket, single  
4" return, 1 7/8"Dia backplate

**EB2256**  
wood bracket, single  
7" return, 1 7/8"Dia backplate



**225WCS1**  
wood bracket, single  
3 1/2" return, 1"W x 3 1/2"L backplate

**225WCS2**  
wood bracket, single  
6" return, 1"W x 3 1/2"L backplate



**TFCS214MIBK** **NEW**  
2 1/4" steel inside mount brackets  
1 1/2"H x 2 3/4"W backplate, 1"Deep,  
1/4" thick backplate per bracket  
(sold in pairs)



**TFCS214MCMBK** **NEW**  
2 1/4" steel ceiling mount bracket  
3 1/4"W ceiling plate, 3 3/4"H,  
3 3/8" drop (distance from ceiling to  
bottom of pole)



**TFCR214REL** **NEW**  
2 1/4" hinged elbow,  
5"L, (3 3/8"L each side when bent)  
2 1/8" base

*Return distance is from wall to center of cradle.  
Steel brackets shown in 680 Aged Gold.  
Wood brackets shown in 117 Walnut Gold.*

## 2" & 2 1/4" brackets



**BKT200-214**  
adjustable steel bracket, single  
3 3/8" return, 1"W  
x 3 1/2"L backplate



**WL1**  
steel bracket, single  
3 3/4" return, 3/4"W  
x 2 1/2"L backplate

**WL2**  
steel bracket, single  
6" return, 3/4"W  
x 2 1/2"L backplate



**WL4**  
steel bracket, single  
3 1/2" return, 3/4"W  
x 4 1/4"L backplate

**WL5**  
steel bracket, single  
6" return, 3/4"W  
x 4 1/4"L backplate



**CSWB1**  
steel bracket, single  
3 1/2" return, 3 1/2"W x 1 1/2"H  
backplate

**CSWB2**  
steel bracket, single  
6" return, 3 1/2"W x 1 1/2"H  
backplate



**EB7**  
steel eyelet bracket, single  
3 1/2" return, 1"W x 3 1/2"L  
backplate, eyelet 2 3/8"ID

**EB8**  
steel eyelet bracket, single  
6" return, 1"W x 3 1/2"L  
backplate, eyelet 2 3/8"ID

Return distance is from wall to center of cradle. Steel brackets shown in 680 Aged Gold.

## custom solutions: brackets

The Finial Company is known for quality craftsmanship and can create custom brackets to match your job specifications. We can customize bracket dimensions, returns and finish on any pole for a custom fit on every job. For more custom solutions products see our custom brackets section on page 56.



**TBKT**  
custom steel t-bracket, single  
please specify:  
A. return (distance from wall  
to center of cradle)  
B. pole size and profile  
note: 3 1/2"H backplate comes  
standard, unless otherwise  
specified



**DBL1**  
custom steel bracket, double  
please specify:  
A. front pole size and profile  
B. back pole size and profile  
C. rings to be used, if any  
D. front and back returns  
(distance from wall to  
center of cradle)  
note: returns are contingent upon  
which poles and rings are chosen  
3 1/2"H backplate comes  
standard, unless otherwise  
specified



**BL4**  
custom steel ceiling mount  
bracket  
please specify:  
A. drop (distance from  
ceiling to top of pole)  
B. pole size and profile  
C. rings to be used, if any  
note: minimum drop is contingent  
upon which finial and ring are  
chosen.  
2 1/2"W backplate comes  
standard, unless otherwise  
specified



**FBKT**  
custom steel bracket, single  
please specify:  
A. return (distance from wall  
to center of cradle)  
B. pole size and profile  
note: 4 3/4"H backplate may not  
be modified

Return or drop distance in excess of 8" on any custom bracket will incur additional fees and requires addition of support arm. Custom brackets are shown unfinished, but will be hand painted in your selected Standard Finish (see back cover) or for a custom finish you can send us a finish sample and we'll prepare a strike-off sample for approval (see Retail Price List for custom finish charges).



# rings

## rings for 2" poles



**WWRG**  
fluted wood ring  
2 1/4" ID, 3 7/8" OD



**SR7**  
smooth steel ring  
2 1/4" ID, 2 3/4" OD



**OVL7**  
smooth oval steel ring  
2 1/4" ID, 2 3/4" OD, 3 1/2" L

## rings for 2" & 2 1/4" poles



**225-RWR**  
fluted wood ring  
2 1/2" ID, 4 1/4" OD



**SR12**  
smooth steel ring  
2 1/2" ID, 3" OD



**OVL12**  
smooth oval steel ring  
2 1/2" ID, 3 1/4" OD, 4" L



**HSR2**  
hammered steel ring  
2 1/2" ID, 3 1/4" OD



**SR5**  
twisted steel ring  
2 1/2" ID, 3" OD



**OVL2**  
hammered oval steel ring  
2 1/2" ID, 3 1/2" OD, 4" L



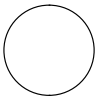
**DRRG3**  
leafy resin ring  
3" ID, 4 1/2" OD

Wood rings shown in 117 Walnut Gold.  
Steel rings shown in 680 Aged Gold.  
Resin ring shown in 107 Bronze with Gold and Gray.


# poles




**WWR** 2" smooth wood  
**225WS** 2 1/4" smooth wood



**2WG** 2" grooved wood  
**225WG** 2 1/4" grooved wood




**WWF** 2" fluted wood  
**225FL** 2 1/4" fluted wood



**2WR** 2" reeded wood  
**225WR** 2 1/4" reeded wood



**225WWR** 2 1/4" wide reeded wood



2" and 2 1/4" wood poles are sold in 2 foot increments, 2 foot minimum.  
Poles will be cut to specified length. Fall off will not be saved or shipped.  
Maximum length of all 2" and 2 1/4" wood poles is 192".  
Poles shown in 117 Walnut Gold.

# 2" - 2 1/4" wood & resin

## accessories



**A SBTN**  
steel baton, specify finish  
3/8" Dia  
specify length up to 60"

**SBTN60**  
specify length up to 96"

**B FBTN**  
fiberglass baton, white  
3/8" Dia  
specify length up to 48"

**C ABTN-36** **NEW**  
clear acrylic baton  
5/8" Dia, available in 36"

**ABTN-48** **NEW**  
clear acrylic baton  
5/8" Dia, available in 48"


**D WBTN**  
wood baton, specify finish  
3/8" Dia  
specify length up to 48"

**E EPBTN-1**  
wood baton, specify finish  
5/8" Dia, handle: 6 1/8" L x 1 1/4" Dia  
specify length up to 48"

**F EPBTN-2**  
wood baton, specify finish  
5/8" Dia, handle: 5 3/4" L x 1 1/2" Dia  
specify length up to 48"



MB214 band, R-2 rosette, 225WG pole, finish 710 Tarnished Silver



**MB214**  
metal band, attaches any rosette to front of 2 1/4" diameter pole. Use with 2 1/4" pole only. For more information on metal bands, see page 92.



## 3" wood & resin

If you are looking to make a statement, our 3" wood & resin collection offers stately scale in striking designs to cover even the grandest of windows. With six new finial designs to select from, you can create modern to traditional window designs of great distinction.



3"

wood & resin



**TFCR300190** **NEW**  
1 1/4"L x 3 3/4"W, 3 3/4" base  
112 Silver with Gold  
pictured with pole 3GR




**TFCR300192** **NEW**  
1 1/2"L x 3 7/8"W, 3 3/4" base  
110 Flat Black with Gold  
pictured with pole 3GR



**EC300-1**  
1 1/2"L x 3 3/4"W, 3 3/4" base  
670 Espresso  
pictured with pole 3SM



**3EC**  
wood finial  
1 1/8"L x 3 3/4"W, 3 3/4" base  
670 Espresso  
pictured with pole 3SM




**F300-2**  
5 1/2"L x 3 3/4"W, 3 3/4" base  
690 Champagne  
pictured with pole 3RD




**TFCR300124** **NEW**  
5 3/8"L x 5 1/4"W,  
3 3/4" base  
800 Charred Toasted  
Oak  
pictured with pole 3SM



**TFCR300130** **NEW**  
5 1/4"L x 5 7/8"W, 3 3/4" base  
860 Grayed Brass  
pictured with 3RD pole



**TFCR300131** **NEW**  
5"L x 6"W, 3 3/4" base  
810 Bronzed Ore  
pictured with pole 3SM



**TFCR300121** **NEW**  
3 3/4"L x 4 1/4"W, 3 5/8" base  
150 Gray with Gold  
pictured with pole 3SM

3"  
wood & resin



**F300-3**  
3<sup>7</sup>/<sub>8</sub>"L x 4<sup>1</sup>/<sub>2</sub>"W, 3<sup>7</sup>/<sub>8</sub>" base  
680 Aged Gold  
pictured with pole 3SM



**F300-4C**  
crystal finial  
4<sup>1</sup>/<sub>8</sub>"L x 4<sup>1</sup>/<sub>4</sub>"W, 3<sup>5</sup>/<sub>8</sub>" base  
640 Oil Rubbed Bronze  
pictured with pole 3SM  
*coordinates with rosette ROS-1C*



**F300-4S**  
4<sup>1</sup>/<sub>8</sub>"L x 4<sup>1</sup>/<sub>4</sub>"W, 3<sup>5</sup>/<sub>8</sub>" base  
106 Bronze with Gold  
pictured with pole 3SM  
*coordinates with rosette ROS-1S*



**R369**  
8<sup>1</sup>/<sub>2</sub>"L x 5<sup>1</sup>/<sub>4</sub>"W, 3<sup>1</sup>/<sub>2</sub>" base  
320 Pewter  
pictured with pole 3SM



**WW26-1**  
5<sup>1</sup>/<sub>2</sub>"L x 3<sup>3</sup>/<sub>4</sub>"W, 3<sup>3</sup>/<sub>4</sub>" base  
117 Walnut Gold  
pictured with pole 3RD



**3RF10**  
7<sup>1</sup>/<sub>4</sub>"L x 4"W, 3<sup>1</sup>/<sub>4</sub>" base  
760 Rustic Iron  
pictured with pole 3RD



**3RF86**  
7"L x 5<sup>1</sup>/<sub>4</sub>"W, 3<sup>3</sup>/<sub>4</sub>" base  
270 Mahogany Rust  
pictured with pole 3RD



**3R9**  
4"L x 4"W, 3<sup>5</sup>/<sub>8</sub>" base  
750 Polished Gold  
pictured with pole 3SM



**WW75**  
7<sup>1</sup>/<sub>2</sub>"L x 4<sup>1</sup>/<sub>8</sub>"W, 3<sup>5</sup>/<sub>8</sub>" base  
600 Gilded Red  
pictured with pole 3SM



**3RY10**  
8<sup>1</sup>/<sub>4</sub>"L x 4<sup>1</sup>/<sub>2</sub>"W, 4" base  
610 Cobalt Bronze  
pictured with pole 3GR

3"

wood & resin



**3W100**  
8"L x 4½"W, 3½" base  
107 Bronze with  
Gold and Gray  
pictured with pole 3GR



**3RF20**  
11½"L x 7¼"W, 3½" base  
155 Antique  
pictured with pole 3GR



**F300-1**  
6¼"L x 4¾"W, 3½" base  
650 Hickory  
pictured with pole 3GR




**RD3**  
7¾"L x 7"W, 4" base  
790 Vintage Bronze  
pictured with pole 3RD



**F513**  
7"L x 4"W, 3¼" base  
660 Antique White  
pictured with pole 3GR



**3R35**  
8½"L x 6½"W, 3¾" base  
155 Antique  
pictured with pole 3GR



**3MC11**  
3"L x 5½"W, 3½" base  
700 Graphite  
pictured with pole 3SM  
coordinates with rosette  
RMC11



# brackets

3"  
wood & resin



**3LFB1**  
resin bracket, single  
4½" return, 1"W x 4¾"L backplate

**3LFB2**  
resin bracket, single  
6" return, 1"W x 5¼"L backplate



**DB77**  
resin bracket, single  
4¼" return, 2⅓"W x 2¾"L backplate



**DB79**  
resin bracket, single  
4¼" return, ⅝"W x 2¼"L backplate



**3WB1**  
wood bracket, single  
4½" return, 1½"W x 4¾"L backplate

**3WB2**  
wood bracket, single  
6" return, 1½"W x 4¾"L backplate



**3EB4**  
wood bracket, single  
4¾" return, 3½"Dia backplate



**3CSB1**  
wood bracket, single  
4½" return, 1½"W x 3¾"L backplate

**3CSB2**  
wood bracket, single  
6" return, 1½"W x 3¾"L backplate



**3L1**  
steel bracket, single  
3½" return, ¾"W x 2¾"L backplate

**3L2**  
steel bracket, single  
4½" return, ¾"W x 2¾"L backplate

**3L3**  
steel bracket, single  
6" return, ¾"W x 2¾"L backplate



**3L5**  
steel bracket, single  
3¾" return, ¾"W x 3½"L backplate

**3L6**  
steel bracket, single  
6" return, ¾"W x 4¼"L backplate



**3-LELB**  
3" hinged elbow  
4⅞"L, (4"L each side when bent),  
3" base

*Return distance is from wall to center of cradle.  
Wood brackets shown in 117 Walnut Gold.  
Steel brackets shown in 680 Aged Gold.  
Resin brackets shown in 810 Bronzed Ore.*

# 3"

## wood & resin

### custom solutions: brackets

The Finial Company is known for quality craftsmanship and can create custom brackets to match your job specifications. We can customize bracket dimensions, returns and finish on any pole for a custom fit on every job. For more custom solutions products see our custom brackets section on page 56.



**TBKT**  
custom steel t-bracket, single  
please specify:  
A. return (distance from wall to center of cradle)  
B. pole size and profile  
note: 3½"H backplate comes standard, unless otherwise specified



**DBL1**  
custom steel bracket, double  
please specify:  
A. front pole size and profile  
B. back pole size and profile  
C. rings to be used, if any  
D. front and back returns (distance from wall to center of cradle)  
note: returns are contingent upon which poles and rings are chosen  
3½"H backplate comes standard, unless otherwise specified



**BL4**  
custom steel ceiling mount bracket  
please specify:  
A. drop (distance from ceiling to top of pole)  
B. pole size and profile  
C. rings to be used, if any  
note: minimum drop is contingent upon which finial and ring are chosen.  
2½"W backplate comes standard, unless otherwise specified



**FBKT**  
custom steel bracket, single  
please specify:  
A. return (distance from wall to center of cradle)  
B. pole size and profile  
note: 4¾"H backplate may not be modified

Return or drop distance in excess of 8" on any custom bracket will incur additional fees and requires addition of support arm. Custom brackets are shown unfinished, but will be hand painted in your selected Standard Finish (back cover) or for a custom finish you can send us a finish sample and we'll prepare a strike-off sample for approval (see Retail Price List for custom finish charges).

### rings



**WRG3**  
fluted wood ring  
3¾"ID, 5½"OD



**SR11**  
smooth steel ring  
3½"ID, 4"OD



**HSR3**  
hammered steel ring  
3¾"ID, 4¼"OD



**DRRG4**  
leafy resin ring  
3½"ID, 5¼"OD

Wood rings shown in 680 Aged Gold.  
Steel rings shown in 117 Walnut Gold.  
Resin ring shown in 107 Bronze with Gold and Gray.

# poles

3"  
wood & resin



3" wood poles are sold in 2 foot increments, 2 foot minimum. Poles will be cut to specified length. Fall off will not be saved or shipped. Maximum length of all 3" wood poles is 192". Poles shown in 117 Walnut Gold finish.

# accessories



- A SBTN  
steel baton, specify finish  
3/8" Dia  
specify length up to 60"  
SBTN60  
specify length up to 96"
- B FBTN  
fiberglass baton, white  
3/8" Dia  
specify length up to 48"
- C ABTN-36 **NEW**  
clear acrylic baton  
5/8" Dia, available in 36"  
ABTN-48 **NEW**  
clear acrylic baton  
3/4" Dia, available in 48"
- D WBTN  
wood baton, specify finish  
3/8" Dia  
specify length up to 48"
- E EPBTN-1  
wood baton, specify finish  
5/8" Dia, handle: 6 1/8" L x 1 1/4" Dia  
specify length up to 48"
- F EPBTN-2  
wood baton, specify finish  
5/8" Dia, handle: 5 3/4" L x 1 1/2" Dia  
specify length up to 48"